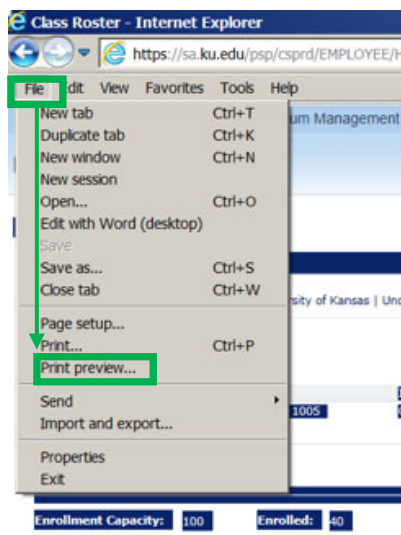


# Printing pages in Enroll and Pay

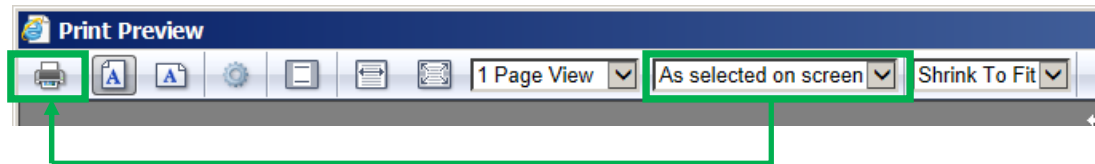
## ***If you are using Internet Explorer 11:***

In order to print the pages out of Enroll & Pay using Internet Explorer 11, you'll need to do the following:

1. Right click in the area you want to print and choose **Select All**.
2. Under the **File** menu, select **Print Preview**.

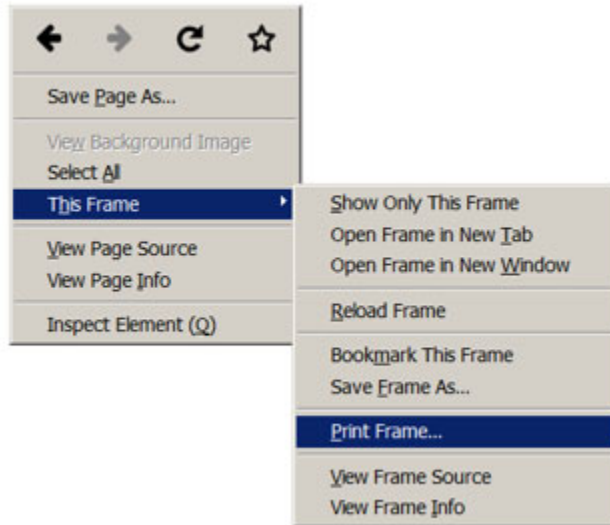


3. On the print preview screen, change the middle drop down to **As Selected on the Screen** and then click on the printer icon.



***If you are using Mozilla Firefox:***

1. Open the page you want to print.
2. Right click on any portion of the screen.
3. Select **This Frame** from the menu, then **Print Frame** from the submenu.



4. The Print box will appear. Click **OK** to print.

***If you are using Google Chrome:***

1. Highlight the area that you would like to print.
2. Click on the Google Chrome menu (☰) and select **Print**.

