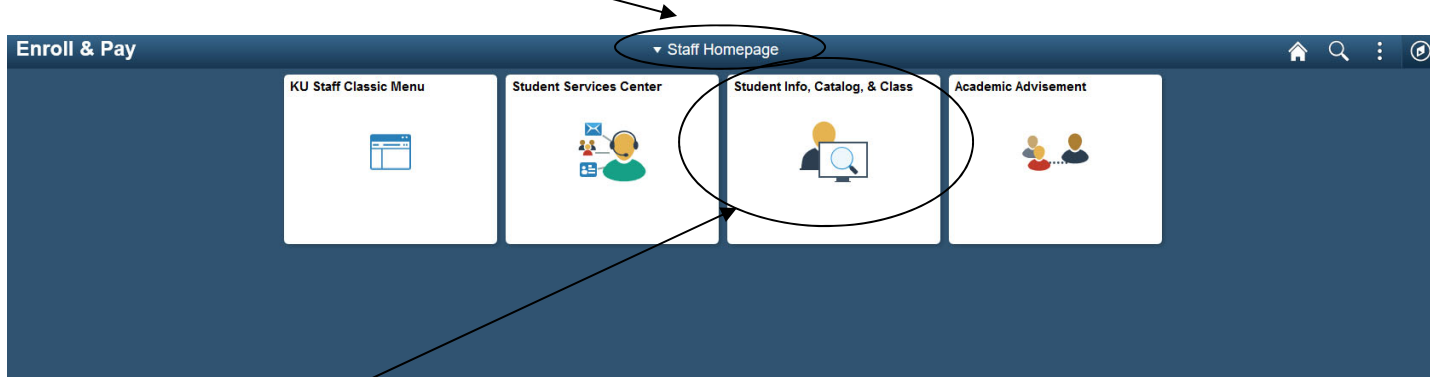


Navigation

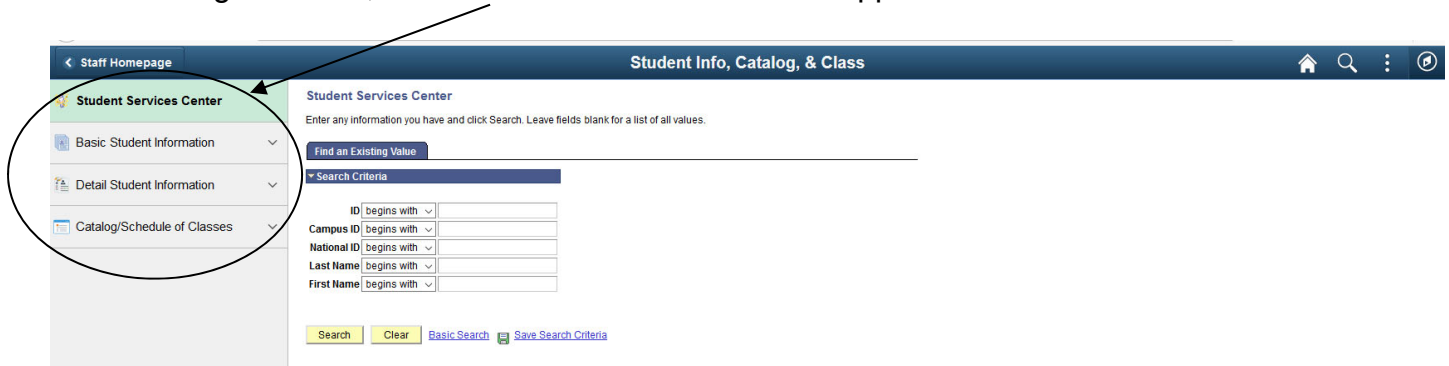
The navigational structure is made up of **Tiles** that enable you to navigate to the desired page within a **Menu folder**.

NOTE: Users will have different access levels within the Tiles and then within folders based on their business needs.

The Homepage dropdown menu. After login, each user will initially enter a specific homepage. A user may only have access to one homepage, however, if they have access to multiples, then they can define their default homepage (see Personalize Homepage).



After clicking on a **Tile**, the **Menu Folder** on the left will appear.



1. The Student Services Center page link is one page with multiple tabs containing several pages of a student's record.
2. The Basic Student Information folder contains biographical/demographical information along with the enrollment of a student. Using the drop down to the right of this folder will list the page links.
3. The Detail Student Information folder contains a student's enrollment, grades/GPA, program/plan, term information and transfer credit information. Using the drop down to the right of this folder will list the page links.

- The Catalog/Schedule of Classes folder contains the catalog, schedule of classes and for some, rosters and instructor schedules. Using the drop down to the right of this folder will list the page links.

The **navigation header** remains constant, containing links to **Home**, **Global Search**, Add to Favorites, My Preferences and Sign out, and the **NavBar**. The **NavBar** contains Recent Places, My Favorites, Navigator, Class Home and the Student Services Center page.

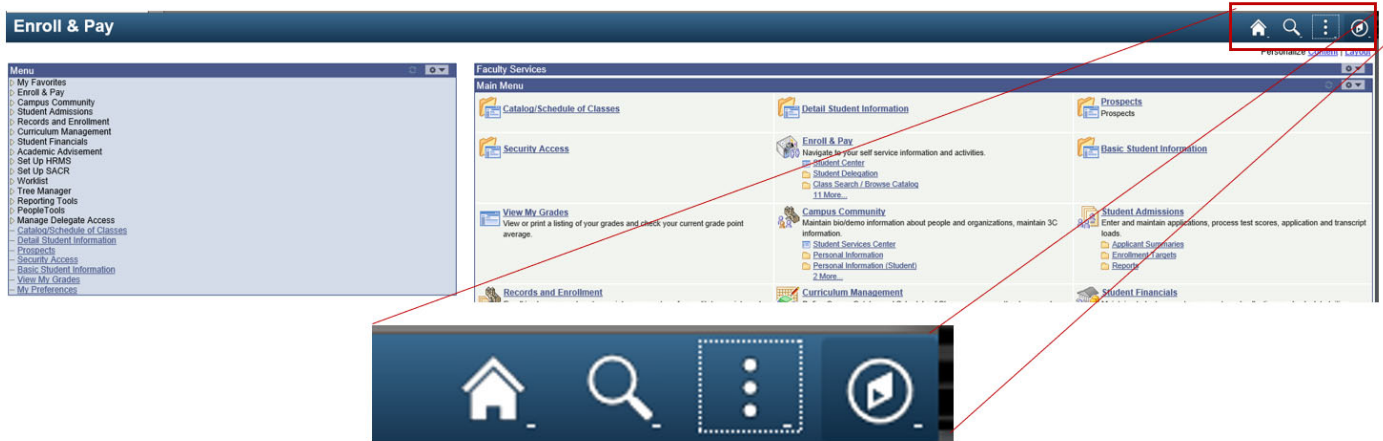


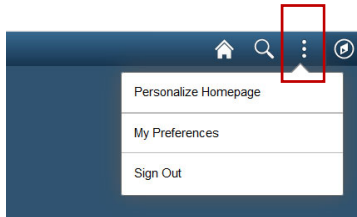
Figure: Navigation Header



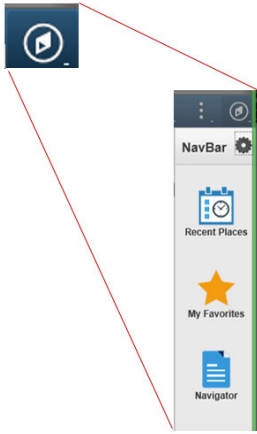
Home: This link will return the user to their set default homepage.



Global Search: Allows text search of menu items.



Actions List: Personalize Homepage, My Preferences and Sign Out.

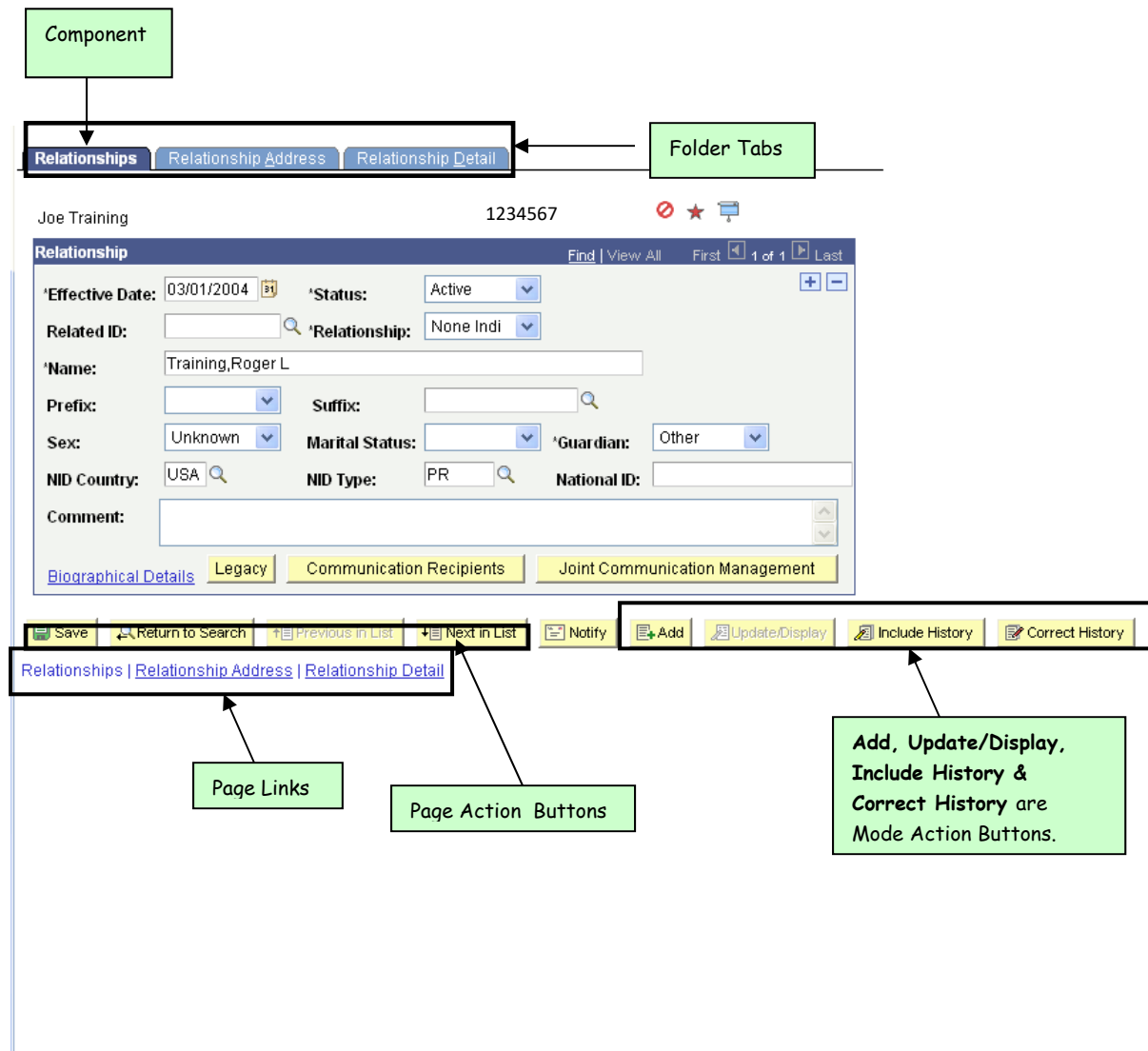


Navigation/NavBar: This link opens the Right Navigation Bar. The link “Navigator” is the same menu you get when opening a tile. This navigation bar also holds **Recent Places** and **My Favorites**.

Note: **Recent Places** only updates if the page has been accessed using the Navigator/NavBar link on this Navigation Bar. *The reason is that Oracle intends for this to become the primary navigation in the system.*

Components are a group of related pages that pertain to a specific task and can consist of one or several pages within the same window. They are usually pages that are related and need to be completed together. Components contain **folder tabs** that provide access to a specific page.

As you finish one page, you click the **folder tab** of the next page you want to open in the component. You can also click the **page link** at the bottom of the page instead of the folder tab to move between component pages.



The **page action** buttons just above the page links are another method for quick navigation.

The **mode action** buttons will show you which levels of access are available to you on a given page. A grayed-out button indicates which mode you are currently using.